



Canal Post

2024 SUMMER EDITION

City of Waterville

June, July, August

CITY OF WATERVILLE CONTACT INFORMATION

TOWN HALL GENERAL INFORMATION 419-878-8100
 UTILITY BILLING 419-878-8101
 PUBLIC WORKS 419-878-8108
 INCOME TAX -REGIONAL INCOME TAX AGENCY 800-860-7482
 POLICE (NON EMERGENCY- M-F 8AM-4:30PM) 419-878-8184
 FIRE (NON EMERGENCY- M-F 8AM-4:30PM) 419-878-0165

FOR NON-LIFE THREATENING EMERGENCIES

AFTER HOURS CALL: 419-255-844

MAYOR TIM PEDRO 514 CEDAR LANE 419-878-2364
 MARY DUNCAN 1105 BENDING BROOK LANE 419-250-9465
 ANTHONY BRUNO 8073 TRENT LOCK DRIVE 419-708-4401
 TODD BOROWSKI 131 S RIVER ROAD 419-304-6650
 JOHN ROZIC 725 VILLAGE PARKWAY 419-878-7405
 ANTHONY GARVER 22 MATTATUCK WAY 419-276-1862
 WAYNE WAGNER 243 HARVEST LANE 419-310-9922

MUNICIPAL ADMINISTRATOR: JON GOCHENOUR

DIRECTOR OF FINANCE & ADMINISTRATION: MARK WILLIAMS

TOWN HALL 25 N. SECOND ST. 878-8100

OFFICE HOURS: MON - FRI. 8 AM - 4:30 PM

Visit us at: www.waterville.org

**WATERVILLE
 COUNCIL SPRING
 SCHEDULE**
 VIEW LIVE ON
 TIME WARNER CABLE
 CHANNEL 1021 OR STREAM ON
 YOUTUBE.



**MONDAY,
 JUNE 10TH & 24TH
 JULY 22ND
 AUGUST 26TH
 AT 7:30 P.M.
 IN THE COUNCIL**

INSIDE THIS ISSUE:

Employee Recognition	2
Leash Law, Garden Help Needed	3
Weather info, summer tips	4
Flooding, mowing	5
Pool/playground safety	6
Yard sale, rock the block	7
Fireworks	8
Fishing Derby Flyer	9
Fishing Derby Application	10
Engraved bricks and plaques for city benches	11
Water Dept. info	12
Waterville Trash & Recycling Service Guide	13-14
News & Information from the Waterville Fire Department	15-16
News & Information from the Waterville Police Department	17-20
Summer Fun!	21

**City Office will
 be closed:
 Thursday July
 4th, 2024**



City of Waterville Employee Recognition

*The City of Waterville wishes to recognize the
Following employees for their continued
commitment to our
community:*

Mark Williams - 5 years

James Ludwig - 25 years

Thank You for your Service!!

**THANK
YOU!**

**A SPECIAL THANK YOU TO
KENNY BLAIR
FOR 50 YEARS OF SERVICE!!
104,000+ hours!!**

THERE IS NO
**POOP
FAIRY**



PLEASE
CLEAN UP
AFTER YOUR
PETS!




Per Ordinance 505.01 (a)(5) all dogs must be controlled at all times on a leash not more than six ft. long when off their property

Per City Ordinance Section 505.08 (c) please *clean up after your pets* in order to eliminate the possibility of a fine!




Any citizen of Lucas County can request nighttime fogging for any area of the county as frequently as you would like. Requests will be taken into consideration when prioritizing and scheduling treatment areas.



Toledo Area Sanitary District

Mosquito Control

To make a nighttime fogging request, you may call the TASD during normal business hours at 419-726-7891, or simply visit their website www.tasd-mosquitoes.org and click on the red tab on the right side of the webpage to "Request a TASD Service."



The City of Waterville

If you are interested in gardening, or just want to get some fresh air, consider volunteering to help with the many City gardens! Contact the Public Works Dept. at 419.878.8108 for more information!



The following Waterville churches have graciously offered to provide emergency shelter during tornado warnings:

Zion Lutheran Church
22 N. Second St.
419.878.0266

First Presbyterian Church
611 Farnsworth Rd.
419.878.2806



Rise above the storm and you will find the sunshine.

TIPS TO SAVE WATER IN THE GARDEN



Water in the Early Morning

Use an automatic timer to water in the morning. You will lose less water to evaporation due to heat and wind.



Use Drip Irrigation

Instead of overhead sprinklers, install drip irrigation.



Water Deeper, But Less Often

By watering less often for longer periods of time, water will seep deeper into the soil and hit deeper roots. Water at least 6" deep for lawns and 12" deep for shrubs and trees.



Water Established Plants Less Often

The more established your plants are, the less you need to water them. Selectively water your garden based on individual plant need.



Repair Hoses and Fittings

Small leaks can waste large amounts of water. Replacing fittings or hose nozzles can save up to 260 gallons a month for a small leak.



Install Gray Water Collection

Installing a gray water system makes double usage of the water you use to do your dishes or wash your clothes, and can drastically reduce your water consumption.

How to stay safe in the heat

Do not leave children or pets in the car



In extreme temperatures rolling down the window is not enough

Stay hydrated

Drink plenty of water and avoid drinks with alcohol or caffeine



Seniors, babies and young children are most at risk during a heat wave



Some medications can make you sensitive to the sun. Ask your doctor if your medications could be putting you at risk



Move strenuous exercise to the morning or afternoon



Check on family and friends who do not have air conditioning



Take frequent shade breaks if working outdoors



Wear light, loose fitting clothing and avoid dark clothes that will absorb heat



"GOOD

NEIGHBORS TIP"

Waterville is a wonderful place to live and we want everyone to enjoy their surroundings. Therefore, we ask that you take your neighbors into consideration by following the suggestions listed below:

Reminders:

- ◆ Please trim all overgrown shrubs and low hanging branches that may be blocking your sidewalk.
- ◆ Obey the speed limits, especially on residential streets.
- ◆ Please be a good neighbor and clean up after your pet. You will also be eliminating the possibility of a fine!

If there are trees or shrubs in the City right-of-way that need to be trimmed, please call the Public Works Dept. at 419-878-8108, Monday - Friday 8 a.m. - 4 p.m.

WHY DOES MY BACKYARD FLOOD?

To keep water away from the house foundation, the ground on all four sides are sloped down from the house. If the property is large enough, the run off water is reabsorbed into the subsurface and recharges the water table, without affecting the house foundation.

In the case of present day subdivisions, building lots are too small and concentrated for this to happen. The addition of roads to service these subdivisions provides a solution to this problem. Storm sewer systems that drain the roadways also provide outlets for backyard and side yard areas of the building lots and for the sump pumps located in the basements. In the newest subdivisions the catch basins are located in the back corners of every two lots.

In older subdivisions this space may be 4 to 6 lots. The back of the

lots are set to grade to help drain to these catch basins, this area is often referred to as a drainage easement.

Except for other utilities such as electric, gas, phone, cable TV, etc. that share this easement, no buildings, sheds, or trees should be installed in this area.

The height of the ground should not be changed without first reviewing the drainage map for your area and the established grade elevations. Remember, if you make any changes to your property you could cause an adverse effect on a neighbors property even 3 lots away from you. Some building lots in the Village do not have access to the storm sewer systems and therefore rely on the surrounding ground to provide drainage for those lots.

If you are having backyard drainage problems, here are some items to consider to help solve the problem:

a) Is your property part of an estab-

lished drainage system? Some backyards are part of a detention basin and are designed to hold water in heavy storms

- b) Is your property graded correctly to drain to the catch basin?
- c) Did someone change the drainage plan by adding dirt, sheds, trees, catch basin plugged, etc. on their property?
- d) If you are not part of an established drainage system, is the ground on your property frozen? (early spring rains can cause flooding if the ground is still frozen), or mostly impervious (heavy clay or rocky subsurface).
- e) Is your property graded to drain water away from your house? (a word of caution here, you may not run water onto a neighbors property except through an established drainage system).

Important Reminder

We ask that all residents read the following reminder to assist us in keeping the City's storm sewers clear of debris and hazardous materials. We can all be a part of the solution to storm water pollution if we practice common sense in our daily routines. Some examples:

- ◆ ***When mowing grass, avoid blowing clippings into the street. They clog drainage basins and storm pipes.***
- ◆ ***Never drain antifreeze, motor oil or paint into a storm basin or storm sewer.***
- ◆ ***Never dispose of any household chemicals or any animal waste into the storm system.***

Fertilizer Use - Fertilizing right before it rains may seem like a good idea, but if the rainfall amount is



It may say "flushable,"
but it probably *isn't*.

They clog pipes and cause messy sewer backups — in streets, businesses, and possibly *your home* — costing *you* money.



Use the trash unless it's toilet paper.

Have a SAFE & happy summer!



6 COMMON SAFETY TIPS

DOGS & WATER

trupanion®
Medical insurance for your pet.

1 WATCH

Know where your pets are and what they are doing. You can help prevent accidents and illnesses by keeping them within sight. Make sure you can respond quickly if you see any issues. Never allow unsupervised swimming.



2 POOL SAFETY

Pets must be able to get out easily. Stairs they can easily climb, or non-slip pool ramps or ladders made for pets can save their lives.



Be extra vigilant with puppies (and kittens). Their enthusiastic tumbling and clumsy running can quickly land them in water. Keep them away from the edge, and don't lose sight of them, even for a minute.

Get a tall fence. If your dog can't get out of a pool by themselves, a tall, secure fence surrounding the pool can prevent your dog from jumping in the first place.

3 WASH

Don't let salt or pool chemicals dry on their fur. It can irritate their skin, and if they swallow it when licking their fur, it can make them sick.



4 LIFE JACKETS

The right fit, buoyancy, handles, and bright colors are vital. While the jackets can keep them afloat, you should be able to pull your dog out of water by the handles and easily see them from a distance.



5 REST

Swimming can be strenuous! Whether you are playing fetch in the ocean, river, or lake, be careful not to overdo it. Keep your pets close to shore and within sight. Give them rest breaks in a shaded area and provide plenty of drinking water.




6 WATER

Don't let them lap up lake, river, pool, or ocean water. When they are thirsty, they need fresh drinking water. The chemicals, bacteria, parasites, and salt from the waters they play in can make them sick.



COMMON SENSE

Life jackets and fences help prevent accidents, as does supervising your pets' activities around bodies of water. Watching what they drink and washing them off can help prevent illnesses. Be prepared with a first aid kit, extra drinking water, and towels to wipe them down. **Above all: use common sense!**



DID YOU KNOW?



Most dogs can swim, right? Yes, but not all dogs like it and some really shouldn't. Be careful with flat-faced (brachycephalic) dogs, like French Bulldogs or Pugs. Besides their short snouts, their big chests are top heavy, so if they get too tired trying to stay afloat, they can quickly sink.



Cats and water usually don't mix. Most cats hate getting into water, but the rare Turkish Van cats actually enjoy swimming! And Fishing Cats dive into lakes and swim underwater to catch fish, but these "cats" are wild. See them in action in zoos.



Puppies don't know how to swim. While they may be able to "dog paddle" a little bit, this is not swimming, and they can tire easily. Learn how to teach them to swim and start them in shallow water.



Water dogs are strong swimmers. Most were bred to help hunters retrieve waterfowl from water, including, Golden Retrievers, Labrador Retrievers, and Poodles. Keep them out of cold water and strong currents — even powerful swimmers can get hypothermia.

Trupanion is a registered trademark owned by Trupanion, Inc.
Underwritten by American Pet Insurance Company (USA) and Omega General Insurance Company (CAN).

888.615.8318
TRUPANION.COM
P101-0514

BEACH SAFETY ESSENTIALS

What You Need to Bring to the Beach



Wide
Brimmed
Hat



Sunscreen



Life Jacket



Parasol



Sunglasses



Lip Balm
with SPF




Water



First Aid
Kit

PLAYGROUND SAFETY GUIDE

FOR PARENTS



Maintain a visual line of sight with children.

Check metal slides to make sure they're not too hot to touch.

The opening in playground equipment should be less than 3.5 inches or larger than 9 inches so a head can't get caught.

Make sure kids wear shoes or sneakers in the playground to protect their feet.

The length of soft surface under swings should be double the height of the swing set.

Choose playground equipment that's right for your kids' size and age. Toddlers can't use metal swings, seesaws, and slides yet.

Place rubber mulch, mats, or soft surface under the playground to cushion falls.

Inspect playground and sandbox for splintered wood, broken glass, sharp metal, uncovered chains or loose bolts, wet spots, or missing ladder rungs.

Remove necklaces, scarves, purses, clothes with drawstrings, or clothing that may get caught.

Apply sunscreen on kids before letting them play in the sun.

Fence the playground in to so kids can't run into traffic.

YARD SALE

Thurs. June 6th—Sat. June 8th

Congratulations to
all 2024 graduates!

Good luck on your
next adventures!

SATURDAY JUNE 15, 2024
5:30 PM - 11:30 PM EDT

Gates open at 5PM

Food Trucks present: Jimbo's Tasty Chili
Dogs, Detroit Mini Donut, Susie Lynn's
Lemonade and Toledo Chuck Wagon

.\$15 COVER CHARGE

Children under 6 admit for free. ***MUST
BE 21 OR OLDER AND HAVE A VALID ID AT
THE ADMISSION GATE TO DRINK**

This will be a CASH ONLY EVENT. ATM's
will be available

the
SKITTIE
BOTS

ROCK THE BLOCK



Waterville's Firework Show



Saturday, July 6th



City Office will be closed:

**Thursday July 4th, 2024 in Observance of
Independence Day**



**The Waterville Rotary Foundation
in cooperation with the
City of Waterville to host
Family Fun
& Fishing Derby
Waterworks Park
Saturday, September 21st
8:00 A.M.—1:00 P.M.**



**(Fishing to start promptly at 8:30am ending at 10:00am)
Rain or Shine Event - Must be present at the end of the
derby to win a prize.**

- Registration open to the first 60 registrants
Ages 6-14
- Registration forms are available at:
www.waterville.org
www.watervilleohiorotary.org
Waterville Branch Library
- Please return completed forms to the
City of Waterville by September 13th

Pizza &
refreshments will
be available



Games & Activities provided
by the Anthony Wayne
Community YMCA

Bring your own rod & tackle set-up
A limited number of rods & tackle will
be available for use if you
don't have your own



Come out & see a presentation by:

Local K9 units




Fishing Bait has been donated by
Maumee Tackle

Prizes will be awarded in these categories for age groups 6-10 & 11-14:

1. Most Fish Caught
2. Longest Fish Caught

**Grand Prize will be a bicycle !!
Adult raffles will be given out also**



Waterville Rotary Foundation

Waterville, OH 43566

Waterville Rotary Foundation Fishing Derby Registration and Release of Claims

On behalf of the minors listed below, I understand and do hereby release and discharge the Waterville Rotary Foundation, it's members, the City of Waterville and their respective agents and employees, from any and all claims, demands, actions and cause of action of every name and nature I now have or might have upon or against the Waterville Rotary Foundation, it's members, the City of Waterville, or their respective agents and employees and especially from all claims arising out of any and all personal injuries, damages, expenses and any loss or damage whatsoever resulting or to result from the duties and actions of the Waterville Rotary Foundation, the City of Waterville and their respective agents.

CHILD/CHILDREN REGISTRATION (AGES 6-14)

PRINT NAME _____ AGE _____
PRINT NAME _____ AGE _____
PRINT NAME _____ AGE _____
ADDRESS _____
ZIP CODE _____ PHONE _____

ADULT/GUARDIAN REGISTRATION

I, the undersigned, having full custody over the above named minors and fully understanding the above statements and on their behalf, hereby give my consent for the above named minors to participate in this event and release and discharge the parties listed in the first paragraph from any and all liability and damages.

PRINT NAME OF
GUARDIAN/PARENT _____
SIGNATURE _____ DATE _____
ADDRESS _____
ZIP CODE _____ PHONE _____
E-MAIL ADDRESS _____

(Please provide e-mail address if you would like to be sent a reminder closer to the event date)

FISHING DERBY SPOTS AVAILABLE TO THE FIRST 60 REGISTRANTS

PLEASE RETURN REGISTRATION FORM TO:

THE CITY OF WATERVILLE

25 N. SECOND ST. WATERVILLE, OH

BY FRIDAY SEPTEMBER 13, 2024

FISHING DERBY TO BE HELD SATURDAY, SEPT. 21st



ENGRAVED BRICKS & PLAQUES FOR CITY BENCHES

WOULD YOU LIKE TO BECOME A PART OF WATERVERILLE'S HISTORY WITH THE PURCHASE OF EITHER A BRICK OR A BENCH? EITHER WILL BE A PERMANENT GIFT AND THEY ARE AN EXCELLENT WAY TO COMMEMORATE ANY SPECIAL OCCASION, TO RECOGNIZE FAMILY MEMBERS, OR TO PROVIDE A LASTING MEMORIAL FOR A LOVED ONE.

Be the one who inspires the next generation!



Engraved Bricks are located at the Clock Tower building at the corner of the Anthony Wayne Trail and Farnsworth Road. Engraved bricks are available in two different sizes:

4" X 8" with up to three lines of text, up to 13 characters in each line (including spacing and punctuation) Cost : \$100.00

8" X 8" with up to six lines of text with up to 13 characters in each line (including spacing and punctuation) Cost: \$225.

The Engraved plaque will be placed on a City Bench. The plaques will be attached to benches throughout the city.

The plaques are 8 1/2" wide by 5 1/2 " tall. There will be 4 lines available for engraving, 13 characters in each line (including spacing and punctuation)


Cost: \$650.00 (this includes the cost of the bench, the plaque and installation of the bench)



***The City of Water-**

ville reserves the right to approve all copy to be engraved on the bricks or the plaques

Please call the Municipal Bldg. at (419) 878-8100



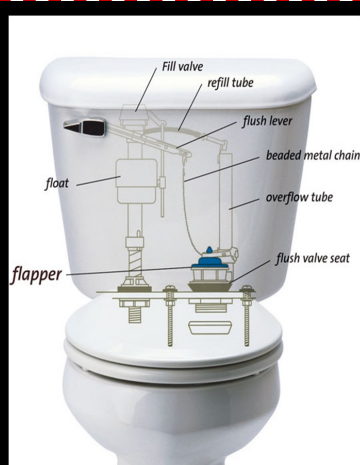
HANDY TIPS FROM THE WATER DEPARTMENT

Please don't wait!! UPDATE



YOUR HOME PHONE OR CELL PHONE

ACCURATE CONTACT INFORMATION ALLOWS THE WATER DEPARTMENT TO CONTACT YOU IF THERE IS ANY ISSUE WITH YOUR WATER SERVICE OR YOUR CONSUMPTION. IF YOU HAVE RECENTLY CANCELLED YOUR LANDLINE PHONE AND ARE NOW ONLY USING YOUR CELL PHONE OR CHANGED YOUR HOME PHONE NUMBER.....PLEASE CALL THE CITY OF WATERTVILLE WATER DEPT. AT **(419) 878-8101** AND UPDATE THIS INFORMATION.



Repairing your Toilet Saves Water

The Majority of high water bills are caused by a faulty or worn flapper. Over time, the rubber stopper at the base of the tank can become brittle, worn, dirty or misaligned with the flush valve; or the seal itself is so corroded that the stopper will not seal properly. This creates a leak that lowers the tanks water level, causing the fill valve to turn on & refill the tank.

A faulty flapper can be fixed by cleaning the flapper or tank ball & drain seat thoroughly using a brush or scouring pad. If the problem persists.,

**If you are moving please call the
Utility Billing Dept. at 419-878-8101
to schedule a final meter reading!**



Save Time & Money

Have your monthly water bill deducted
directly from your savings or checking account!

Contact the City of Waterville
Water Department at 419-878-8101 for more
information

Waterville Recycling & Waste Service Guide

Waste Collection Guidelines

- If you have any questions regarding the handling or acceptability of an item, please contact Republic Services at 800.234.3429 or the City Office at 419.878.8100.
- Households may purchase extra bag tags at the **Municipal Office at 25 N. Second St. Hours are 8 a.m. – 4:30 p.m., Monday – Friday.**
- Large, bulky items, such as furniture and appliances, are collected the same day as regular trash. **Residents must purchase a bulk item sticker for each item. Large item tags are available at the Municipal office.*
- Appliances: Residents are responsible for the removal of all Freon® refrigerants from applicable appliances prior to collection by the contractor. **A certification label must be affixed to the appliance. This requirement is mandatory by federal law.**
- **Bi-Annual Unlimited Collections: The City of Waterville** will have a one-day unlimited cleanup twice per year for residents to dispose of unwanted items. Collections will be curbside and items will not require tags. Residents **will be notified on the website and electronic sign prior** to the collection of the exact date and time.

All waste will be collected on Mondays. All recyclables will be collected every other week on the same day as waste collection.

Recycling Collection Guidelines

Residential curbside recycling is provided through the City's contract with Republic Services.

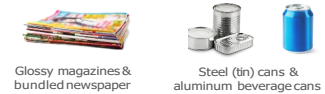
Recycling will be picked up every other week from your Republic Services provided cart. Please refer to the recycling calendar and map for details on collection weeks.

- Recyclables do not need to be sorted.
- Place your recycling cart at the curb away from your waste cart.

The City of Waterville has one of Lucas County's recycling drop-off stations. The Lucas County station is located at the Waterville Kroger at 8730 Waterville-Swanton Road, and is free and open to all residents 24 hours a day, 365 days a year.



Acceptable Materials



Unacceptable Materials

- | | |
|----------------------|----------------------------|
| Food waste | Clothing |
| Yard waste | Polystyrene foam |
| Ceramics or dishes | Light bulbs |
| Plastic grocery bags | Window glass or mirrors |
| Motor oil containers | Hazardous waste containers |
| Electronics | Construction waste |



We'll handle it from here.

Waste Guidelines

Not Acceptable for Waste:

- Dirt, sod, rocks or paving stones
- Heavy construction debris such as shingles, brick or concrete
- **Hot ashes, coals, solvents or flammable materials**
- Liquids, including paint
- Hazardous wastes such as oils, poisons, corrosives, batteries, etc.
- Heavy items including carpet, furniture or auto parts
- Electronics

Automated Service Guidelines

1. Place carts curbside by 7 a.m.
2. Please contain all waste within the cart. Extra material will require an extra bag tag. Extra bag tags can be purchased at the Municipal office.
3. Face the cart toward the street (wheels away from the street).
4. Position the cart within two feet of the curb.
5. Avoid placing the cart near parked cars, mailboxes or other objects.

Carts are property of Republic Services® and contain a serial number that coincides with your residence. **DO NOT remove carts. If you plan to move or if your cart is damaged, call Republic Services.**

©2020 Republic Services, Inc.

Recycling Guidelines

Recycling:

- **Newspaper, inserts & junk mail**
- Magazines, catalogs & envelopes
- Paperback books & phone books
- Cardboard & clean pizza boxes
- **Office & school papers, box board (cereal, cake & cracker boxes)**
- Paper egg cartons
- Aluminum cans & clean foil
- **Tin & steel aerosol cans (empty)**
- Glass jars & bottles (empty)
- All plastic containers labeled 1 through 7

Prepare your recycling properly; please remember all containers should be **empty, clean and dry**. All of the items listed can be mixed together and placed in your cart; no sorting needed!



Do NOT recycle:

- Plastic bags
- Feed waste
- Food-tainted items
- Polystyrene cups or plates
- Motor oil bottles
- Plastic toys or sporting goods
- Electronics
- Compact discs or DVDs
- Foam egg cartons
- Ice cream cartons
- Light bulbs
- Hangers
- Yard waste or garden tools



Please Do NOT place these items in your recycling cart. Instead, utilize your waste cart for these items.



City of Waterville 2024

Holiday & Recycle Calendar



Holidays *



Recycling North



Recycling south

* No service. After a holiday, all routes will be delayed one day

January

S	M	T	W	T	F	S
	1	2	3	4	5	6
7	8	9	10	11	12	13
14	15	16	17	18	19	20
21	22	23	24	25	26	27
28	29	30	31			

February

S	M	T	W	T	F	S
				1	2	3
4	5	6	7	8	9	10
11	12	13	14	15	16	17
18	19	20	21	22	23	24
25	26	27	28	29		

March

S	M	T	W	T	F	S
					1	2
3	4	5	6	7	8	9
10	11	12	13	14	15	16
17	18	19	20	21	22	23
24	25	26	27	28	29	30
31						

April

S	M	T	W	T	F	S
	1	2	3	4	5	6
7	8	9	10	11	12	13
14	15	16	17	18	19	20
21	22	23	24	25	26	27
28	29	30				

May

S	M	T	W	T	F	S
			1	2	3	4
5	6	7	8	9	10	11
12	13	14	15	16	17	18
19	20	21	22	23	24	25
26	27	28	29	30	31	

June

S	M	T	W	T	F	S
						1
2	3	4	5	6	7	8
9	10	11	12	13	14	15
16	17	18	19	20	21	22
23	24	25	26	27	28	29
30						

July

S	M	T	W	T	F	S
	1	2	3	4	5	6
7	8	9	10	11	12	13
14	15	16	17	18	19	20
21	22	23	24	25	26	27
28	29	30	31			

August

S	M	T	W	T	F	S
				1	2	3
4	5	6	7	8	9	10
11	12	13	14	15	16	17
18	19	20	21	22	23	24
25	26	27	28	29	30	31

September

S	M	T	W	T	F	S
1	2	3	4	5	6	7
8	9	10	11	12	13	14
15	16	17	18	19	20	21
22	23	24	25	26	27	28
29	30					

October

S	M	T	W	T	F	S
		1	2	3	4	5
6	7	8	9	10	11	12
13	14	15	16	17	18	19
20	21	22	23	24	25	26
27	28	29	30	31		

November

S	M	T	W	T	F	S
					1	2
3	4	5	6	7	8	9
10	11	12	13	14	15	16
17	18	19	20	21	22	23
24	25	26	27	28	29	30

December

S	M	T	W	T	F	S
1	2	3	4	5	6	7
8	9	10	11	12	13	14
15	16	17	18	19	20	21
22	23	24	25	26	27	28
29	30	31				

Please call Republic Services at (800) 626.2454
or visit RepublicServices.com for more information.



Sustainability in Action



WATERVILLE FIRE DEPARTMENT



Warmer Seasons & Outdoor Fires: Understanding Ohio's Open Burn-Laws:



The Waterville Fire Department staff is frequently asked about such issues as open burning and recreational fires. The Department also responds to numerous incidents involving illegal, unsafe, or improper burning. Not only does the Ohio Fire Code address such issues, but the Ohio Environmental Protection Agency and local Air Pollution Control regulate such practices. For everyone's safety, we strongly recommend that you follow the regulations.

"Recreational fires", as defined in the Ohio Fire Code, are those "outdoor fires burning materials other than rubbish where the fuel being burned is not contained in an incinerator, outdoor fireplace, barbecue grill or barbecue pit and has a total fuel area of 3 feet or less in diameter and 2 feet or less in height for pleasure, religious, ceremonial, cooking, warmth or similar purposes. "The Ohio Fire Code defines open burning as "the burning of materials wherein products of combustion are emitted directly into the ambient air without passing through a stack or chimney from an enclosed chamber. Open burning does not include road flares, smudge pots, and similar devices associated with safety or occupational uses typically considered such as open flames, recreational fires, or use of portable outdoor fireplaces." These types of fires are the most frequent types of incidents that the fire department responds to for complaints. The most common complaint from neighbors is when fires are not conducted in accordance with the rules and regulations, or when the environmental conditions cause the smoke to migrate off the property into the residence of a neighboring property. Persons with chronic breathing problems can be affected by these conditions.

The following items below are important points to remember:

- Residents within the City limits of Waterville or within 1000 feet perimeter around the City cannot conduct Opening Burning.
- The only material that can be burned is clean, dry wood as a fuel source. Absolutely no yard waste or rubbish materials can be burned.
- If the fire is contained within an approved container (i.e., outdoor fireplace, barbeque pit, etc.) the fire must be 15 feet from a structure or combustible materials (i.e., picnic table, lawn furniture, etc.).
- For an open fire (recreational fire - no container), the fire must be 20 feet from a structure (this includes, but is not limited to: wood fences, detached garages, utility sheds, residential dwelling units, neighboring structures, or combustible materials).
- Conditions that could cause a fire to spread within 25 feet of the fire must be eliminated prior to ignition of a fire.
- The fire must be attended while burning, which includes smoldering fires.
- A fire extinguishing agent, such as a garden hose, bucket of water or portable fire extinguisher must be present while the fire is burning.
- The fire must not create an offensive or objectionable condition that interferes with neighboring residents' use and enjoyment of their property. If this occurs, the Fire Department is required to request the responsible person to extinguish the fire.

If you have any other questions regarding fires on your property, please contact Chief Meyer or visit the Ohio EPA Open Burning Laws for more information.





WATERVILLE FIRE DEPARTMENT



Safe Boating and River Tips:

As the weather breaks, the Maumee River will attract thousands of eager visitors this summer. It's rich scenery, fishing, and water sports, make it a popular destination. If you choose to travel the river, please make sure you wear your life jacket and plan for the conditions. We also encourage you to seek advice from experts before traveling the river. There are several areas of rapids that can be exceptionally dangerous during high water levels and others that are simply impassible for watercraft. Last year, Waterville crews responded to a record number of water rescues on the Maumee. Thankfully, no fatalities were suffered. However, over half of the victims involved, *did not have a personal floatation device on or with them.*



ADOPT A FIRE HYDRANT

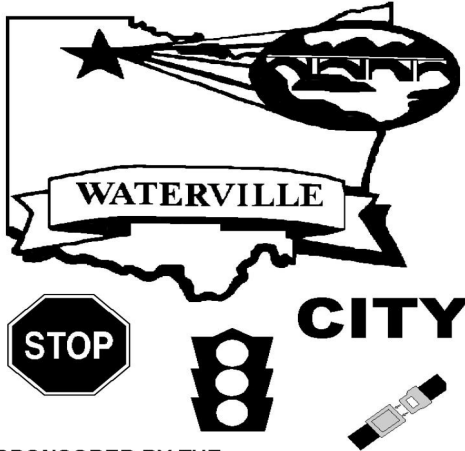
When the snow melts away from the fire hydrant in the Spring, consider “adopting” a fire hydrant in your front yard. During the warm weather months you can help by regularly clearing vegetation and painting a hydrant, if necessary, with paint and supplies provided by the City! If interested, contact the City offices at (419) 878-0165.



Waterville Police Department



SAFETY



SPONSORED BY THE
WATERVILLE POLICE DEPARTMENT

WATERVILLE SAFETY CITY 2024

*Now enrolling children
entering Kindergarten*

July 15th - 19th
Sessions are from
9am-12pm and 1pm-4pm


Registration fee - \$40.00

Registration forms available on the

City's website: www.waterville.org or at Townhall

Please call: (419)878-8184

Monday - Friday 8:00 a.m. - 4:30 p.m. for info.



Pictures Courtesy of
Waterville Police
Department



Keeping our Community Safe!



Waterville Police Department



Summer Safety Tips As the warm weather heads our direction, here are some tips to help keep you safe:

- Keep valuables in your car out of plain view when the vehicle is unattended
- When passing cyclists on the road, use caution and stay at least 3 feet away
- Make sure to wear the proper helmet and safety equipment when riding a bike, scooter or skateboard.
- Drive slowly on residential streets, kids are often outside playing
- Parks are often crowded this time of year, so be courteous to others when parking.



WATERVILLE POLICE DEPARTMENT HOUSE CHECK SYSTEM

If you go to <https://www.frontlinepss.com/waterville> you will see a box with a blue house icon that says vacation watch. Click on the "submit now" button and that will take you to the vacation watch entry page where you fill out all of the pertinent information. You no longer need to come into the police department to turn in a house check form though we still do have them. The officers have this program in their in-car computers which has all active business and house checks listed. Every time an officer does a house check he has all of this information that the resident entered right in front of him. If there are no issues then the officer will click a button that the premises check is complete and has the option to make notes if needed. If a problem is observed they would make a note or contact someone if necessary.

Keeping our Community Safe!

Waterville Police Department

Cool Tips for a Safe Summer Trip

Of the many great things about summertime, few match the fun of a family road trip. Before you hook up that new boat or camper, or hit the road with your family or friends in your car, SUV, pickup, or RV, take the time to review these summer travel safety tips. Prevention and planning may take a little time up front, but will spare you from dealing with the consequences of a breakdown—or worse yet, a highway crash—later.

Before You Go



Check for Recalls

Owners may not always know that their vehicle has been recalled and needs to be repaired. NHTSA's VIN look-up tool lets you enter a Vehicle Identification Number (VIN) to quickly learn if a specific vehicle has not been repaired as part of a safety recall in the last 15 years. Check for recalls on your vehicle by searching now: www.nhtsa.gov/recalls.



Get Your Car Serviced

Regular maintenance such as tune-ups, oil changes, battery checks, and tire rotations go a long way toward preventing breakdowns. If your vehicle has been serviced according to the manufacturer's recommendations, it should be in good condition to travel. If not—or you don't know the service history of the vehicle you plan to drive—schedule a preventive maintenance checkup with your mechanic right away.

Go Over Your Vehicle Safety Checklist

Regardless of how well you take care of your ride, it's important to perform the following basic safety checks before you go on a road trip.



Air Conditioning

A/C check

Check A/C performance before traveling. Lack of air conditioning on a hot summer day affects people who are in poor health or are sensitive to heat, such as children and older adults.



Cooling System

Coolant level and servicing

The radiator in your vehicle needs water and antifreeze (coolant) to keep your engine functioning properly. When your car hasn't been running and the engine is completely cool, carefully check your coolant level to make sure the reservoir is full. In addition, if your coolant is clear, looks rusty, or has particles floating in it, it is time to have your cooling system flushed and refilled. If your coolant looks sludgy or oily, immediately take your vehicle to a mechanic.

Go Over Your Vehicle Safety Checklist *continued*



Pack an Emergency Roadside Kit

Even a well-maintained vehicle can break down, so it's advisable to put together an emergency roadside kit to carry with you. A cell phone tops the list of suggested emergency kit contents since it allows you to call for help when and where you need it. Suggested emergency roadside kit contents:

- Cell phone and charger
- First aid kit
- Flashlight
- Flares and a white flag
- Jumper cables
- Tire pressure gauge
- Jack (and ground mat) for changing a tire
- Work gloves and a change of clothes
- Basic repair tools and some duct tape (for temporarily repairing a hose leak)
- Water and paper towels for cleaning up
- Nonperishable food, drinking water, and medicines
- Extra windshield washer fluid
- Maps
- Emergency blankets, towels and coats



Tires

Air pressure, tread wear, spare

Check your vehicle's tire inflation pressure at least once a month and when your tires are cold (when the car hasn't been driven for three hours or more)—and don't forget to check your spare, if your vehicle is equipped with one. The correct pressure for your tires is listed on a label on the driver's door pillar or doorframe or in the vehicle owner's manual—the correct tire pressure for your vehicle is NOT the number listed on the tire itself. A tire doesn't have to be punctured to lose air. All tires naturally lose some air over time and become underinflated. In fact, underinflation is the leading cause of tire failure. Also, take five minutes to inspect your tires for signs of excessive or uneven wear. If the tread is worn down to 2/32 of an inch, it's time to replace your tires. Look for the built-in wear bar indicators on your tires or use the "penny test" to determine when it's time to replace your tires. Place a penny in the tread with Lincoln's head upside down. If you can see the top of Lincoln's head, your vehicle needs new tires. If you find uneven wear across the tires' tread, it means your tires need rotation and/or your wheels need to be aligned before you travel. For more information on tire safety, visit NHTSA's Tires page at www.nhtsa.gov/tires.



Go Over Your Vehicle Safety Checklist *continued*

Fluid Levels

Oil, brake, transmission, power steering, and windshield washer fluids

Check your vehicle's oil level periodically. As with coolant, if it's time or even nearly time to have the oil changed, now would be a good time to do it. In addition, check the following fluid levels: brake, automatic transmission or clutch, power steering, and windshield washer. Make sure each reservoir is full; if you see any signs of fluid leakage, take your vehicle in to be serviced.



Belts and Hoses

Condition and fittings

Look under the hood and inspect all belts and hoses to make sure there are no signs of bulges, blisters, cracks, or cuts in the rubber. High summer temperatures accelerate the rate at which rubber belts and hoses degrade, so it's best to replace them now if they show signs of obvious wear. While you're at it, check all hose connections to make sure they're secure.



Wiper Blades

Wear and tear on both sides

After the heavy toll imposed by winter storms and spring rains, windshield wiper blades may need to be replaced. Like rubber belts and hoses, wiper blades are vulnerable to the summer heat. Examine your blades for signs of wear and tear on both sides. The blades can also deform and fail to work properly in both directions. If they aren't in top condition, invest in new ones before you go.



Floor Mats

Proper size and correct installation

Improperly installed floor mats in your vehicle may interfere with the operation of the accelerator or brake pedal, increasing the risk of a crash.

- Remove old floor mats before the installation of new mats; never stack mats.
- Use mats that are the correct size and fit for your vehicle.
- Follow the manufacturer's instructions for mat installation. Use available retention clips to secure the mat and prevent it from sliding forward.
- Every time the mats are removed for any reason, verify that the driver's mat is reinstalled correctly.



Lights

Headlights, brake lights, turn signals, emergency flashers, interior lights, and trailer lights

See and be seen! Make sure all the lights on your vehicle are in working order. Check your headlights, brake lights, turn signals, emergency flashers, and interior lights. Towing a trailer? Be sure to also check your trailer including brake lights and turn signals. A failure of the trailer light connection is a common problem and a serious safety hazard.

Safety First

Protect Yourself and Your Loved Ones

Buckle Up—Every Trip, Every Time. All passengers must agree to wear their seat belts every time they are riding in your vehicle. Set the example by always wearing your seat belt.

Protect the Children

When traveling with children, take every precaution to keep them safe.

- All children under 13 should ride in the back seat.
- Make sure car seats and booster seats are properly installed and that any children riding with you are in the correct car seat, booster seat, or seat belt that is appropriate for their size. All passengers in your vehicle should be buckled up on every trip, every time.
- Click on NHTSA's child passenger safety recommendations (www.nhtsa.gov/equipment/car-seats-and-booster-seats#find-right-car-seat-car-seat-recommendations) to find out how to select the right seat for your child's age and size. To learn more and find a free car seat inspection site near you, please visit www.nhtsa.gov/equipment/car-seats-and-booster-seats#installation-help-inspection.
- Never leave your child unattended in or around your vehicle.
- Always remember to lock your vehicle when exiting so children do not play or get trapped inside.



Keep Kids Safe In and Around the Car

You should know that there are other dangers to children in and around cars. One of those dangers is hyperthermia, or heatstroke. Heatstroke can occur when a child is left unattended in a parked vehicle or gains unsupervised access. Never leave children alone in the car—not even for a few minutes or with the engine running. Vehicles heat up quickly; if the outside temperature is in the low 80s°, the temperature inside the vehicle can reach deadly levels in just a few minutes—even with a window rolled down. A child's body temperature rises three to five times faster than that of an adult.

Before you back out of a driveway or parking spot, prevent backovers by walking around your vehicle to check for children running and playing. When using a backup camera, remember that kids, pets and objects may still be out of view but in the path of your vehicle. When children play, they are often oblivious to cars and trucks around them. They may believe that motorists will watch out for them. Furthermore, every vehicle has a blind zone. As the size and height of a vehicle increases, so does the "blind zone" area. Large vehicles, trucks, SUVs, RVs, and vans, are more likely than cars to be involved in backovers.

Be sure to lock your vehicle's doors at all times when it's not in use. Put the keys somewhere that children can't get to them. Children who enter vehicles on their own with no adult supervision can be killed or injured by power windows, seat belt entanglement, vehicle rollover, heatstroke or trunk entrapment.

Visit www.nhtsa.gov/road-safety/child-safety to find out more about how to keep children safe in and around vehicles.

Waterville Police Department

On the Road



Stay Alert

Remember that long trips can be tough on children—and, in turn, tough on you. Plan enough time to stop along the way to take a group stretch, get something to eat and drink, return any calls or text messages, and change drivers if you're feeling tired or drowsy. Consider staying overnight at a hotel or family resort. It can make the trip easier and less tiring for everyone—and more of an adventure, too. Bring along a few favorite books, videos, or soft toys to keep little ones content and occupied. The trip will seem to go faster for them, and keep you from being distracted every time they ask, "Are we there yet?"

Long-distance driving can be tedious, and it's tempting to look for something to distract you to make the time pass faster. But when you're the driver, your only responsibility is to keep your eyes on the road, hands on the wheel, and concentration on the task of driving. No loss of life—neither your passengers nor any other road users—are worth a phone call or text. And remember, law enforcement officers across the Nation are now using innovative strategies to aggressively enforce their State distracted driving laws.



Share the Road

Warmer weather attracts many types of roadway users, including motorcyclists, bicyclists, and pedestrians.

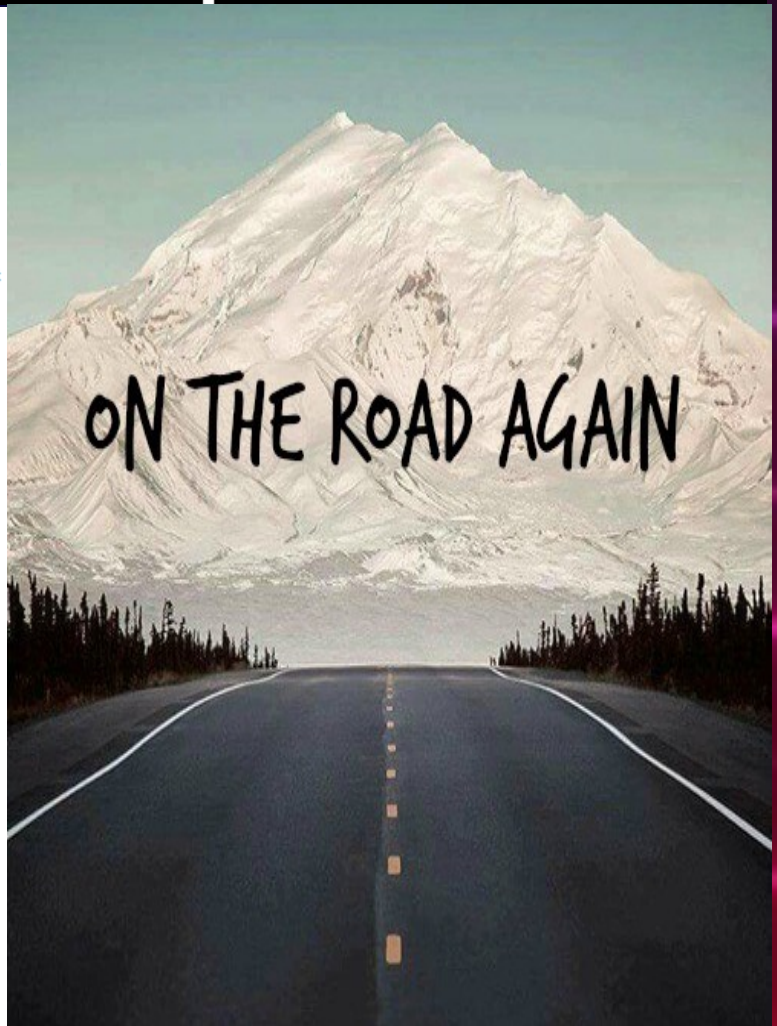
While they have the same rights, privileges and responsibilities as every motorist, these road users are more vulnerable because they do not have the protection of a car or truck.

Leave more distance between you and a motorcycle—3 or 4 seconds' worth. Motorcycles are much lighter than other vehicles and can stop in much shorter distances.

Always signal your intentions before changing lanes or merging with traffic. This allows other road users to anticipate your movement and find a safe lane position.

Be mindful of pedestrians. Things to remember as a driver:

- You can encounter pedestrians anytime and anywhere.
- Distracted walking is becoming part of the distracted traffic epidemic. Keep your eyes open for distracted pedestrians.
- Pedestrians can be very hard to see – especially in bad weather or at night.
- Stop for pedestrians who are in a crosswalk, even if it's not marked. This will help drivers in the other lanes see the pedestrians in time to stop.
- Cars stopped in the street may be stopped to allow pedestrians to cross. Do not pass if there is any doubt.
- Do not assume that pedestrians can see you or that they will act predictably. They may be distracted, or physically or mentally impaired.
- When you are turning and waiting for a "gap" in traffic, watch for pedestrians who may have moved into your intended path.
- Be especially attentive around schools and in neighborhoods where children are active. Drive the way you want people to drive in front of your own home.



On the Road *continued*

Avoid Risky Driving Behaviors

Distracted Driving

The focus of every driver, at all times, should be driving.

Distracted driving is anything that takes your attention away from driving. The most obvious forms of distraction are cell phone use, texting while driving, eating, drinking, talking with passengers, and using in-vehicle technologies and portable electronic devices.

Set down some safety rules with your co-drivers before you hit the road. These rules should include refraining from activities that take your eyes and attention off the road. Insist that your co-drivers agree to make every effort to move to a safe place off of the road before using a cell phone—even in an emergency.



Impaired Driving

Alcohol and drugs can impair perception, judgment, motor skills, and memory – the skills critical for safe and responsible driving. Deaths caused by impaired driving are preventable, and too many lives are tragically cut short in traffic crashes involving drunk and drugged driving. Impaired driving not only puts the driver at risk – it threatens the lives of passengers and all others who share the road. Every year it causes the deaths of thousands of loved ones. Be responsible; don't drink and drive. Illegal drugs, as well as prescription and over-the-counter medications, can be just as deadly on the road as alcohol. If you plan to drink, designate a sober driver before going out. Get NHTSA's SaferRide mobile app from the iTunes store (<https://itunes.apple.com/us/app/saferide/id950774008?mt=8>) or Google Play (<https://play.google.com/store/apps/details?id=com.nhtsa.SaferRide>). SaferRide allows users to call a taxi or friend for a ride, and will even help users identify their location so they can be picked up.



Speeding

Obey all posted speed limits, or drive slower if necessary based on weather or traffic conditions.



Summer Fun!

E S L H U N O T B W A V E S
P I K A E T O W L B N P T A
N O K R K A U O E R Q T A W
A N P S O E T B T B S K O C
M S E S T W U P I N P R B A
S T U B I E E E E N O A D M
U U L N O C J R T O G P E P
N O E S S A L W I A S R E I
S K M S U H T E W F N E P N
C O O S O M I I N Q A T S G
R O N T W S M N N I E A I N
E C A P O O L E E G C W A I
E T D B E A C H R S O N P A
N S E S P R I N K L E R E A

BBQ	COOKOUT	LAKE	POOL	SUMMER	TAN
BEACH	FIREWORKS	LEMONADE	POPSICLE	SUNSCREEN	TUBING
BOATING	HEAT	OCEAN	SPEEDBOAT	SUNSHINE	WATER PARK
CAMPING	JETSKI	PONTOON	SPRINKLER	SWIMMING	WAVES